

Lesson Activities 

A

Fraction		$\frac{3}{100}$			$1\frac{23}{100}$	
Decimal	0.48			1.19		
Percentage			99%			201%

B

Five in a Row (2-Player Game)

25%	$\frac{3}{5}$	$\frac{7}{10}$	2.0	0.1	0.2
0.7	1	0.4	$\frac{3}{4}$	0.8	50%
$\frac{1}{10}$	0.3	$\frac{1}{5}$	90%	60%	1.5
0.9	0.25	1.0	200%	0.5	30%
20%	$\frac{4}{5}$	40%	10%	100%	$\frac{2}{5}$
2	$\frac{1}{2}$	$\frac{9}{10}$	$1\frac{1}{2}$	70%	0.75
75%	150%	$\frac{3}{10}$	0.6	$\frac{1}{4}$	80%

Practice 

Solve. Write your answers as mixed numbers in simplest form. Then, find the blanks that match the answer. Write the matching letter in the blanks to solve the riddle.

T $\frac{3}{4} + \frac{7}{8} + \frac{1}{8} =$

W $\frac{5}{12} + \frac{5}{6} - \frac{2}{3} =$

O $\frac{4}{5} - \frac{1}{2} - \frac{1}{10} =$

I $\frac{2}{5} \times \frac{15}{24} =$

G $\frac{3}{4} \times \frac{8}{9} \times \frac{1}{2} =$

Y $\frac{2}{3} \times \frac{8}{7} \times \frac{7}{8} =$

H $4 \times \frac{5}{8} =$

S $3 \frac{1}{4} \times \frac{2}{5} =$

E $1 \frac{1}{3} \times 3 \frac{3}{5} =$

A $1 \frac{5}{6} \div \frac{1}{2} =$


N $\frac{3}{8} \div \frac{1}{2} =$

M $5 \div 1 \frac{1}{3} =$

Why did the boy get upset when his friend called him average?

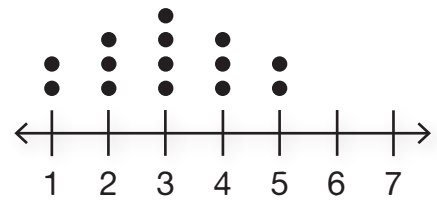
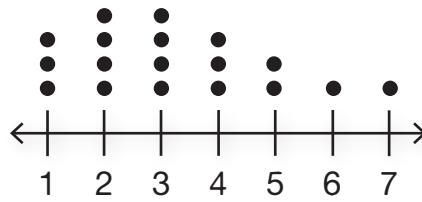
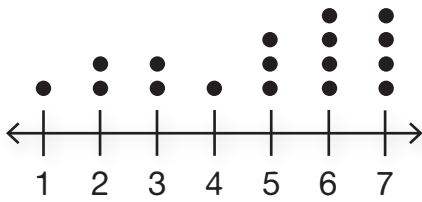
$\frac{1}{4}$	2	$\frac{7}{12}$	$3 \frac{2}{3}$	$1 \frac{3}{10}$	$3 \frac{2}{3}$	$3 \frac{3}{4}$	$4 \frac{4}{5}$	$3 \frac{2}{3}$	$\frac{3}{4}$

2	$2 \frac{1}{2}$	$\frac{1}{4}$	$\frac{3}{4}$	$\frac{1}{3}$	2	$\frac{1}{5}$	$1 \frac{3}{10}$	$3 \frac{2}{3}$	$\frac{2}{3}$



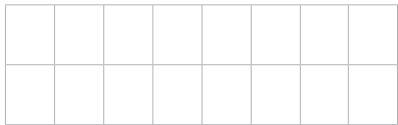
Review 

Write whether each dot plot is right-skewed, left skewed, or symmetric.

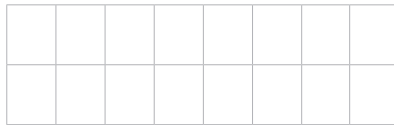


Evaluate.

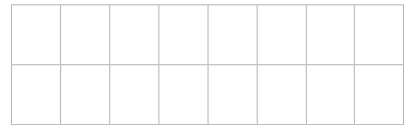
$$7 \cdot 9 + 1$$



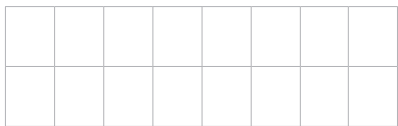
$$20 - 15 + 5$$



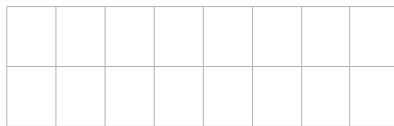
$$8 + 6 \cdot 5 - 4$$



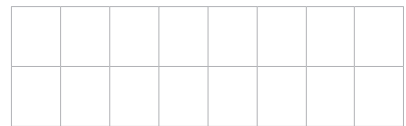
$$7 \cdot (9 + 1)$$



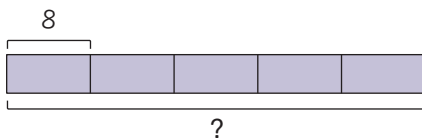
$$20 - (15 + 5)$$



$$8 + 6 \cdot (5 - 4)$$



Use the bar models to complete. Draw lines to split each bar to match the percentage.



$$20\% \text{ of } \underline{\hspace{2cm}} = 8$$



$$75\% \text{ of } \underline{\hspace{2cm}} = 30$$



$$33\frac{1}{3}\% \text{ of } \underline{\hspace{2cm}} = 25$$

Solve. Write the equations you use.

The bottle of shampoo holds 13 fluid ounces of shampoo. Sabrina uses 0.4 fluid ounces each day. How many days will the bottle of shampoo last?

The bottle of lotion costs \$6.98 and holds 8 fluid ounces. What is the unit cost per ounce? Write your answer with 2 decimal digits.



Lesson Activities



_____ mixes _____ fl. oz.
GIRL'S NAME MULTIPLE OF 3
 of pineapple juice with 9 fl. oz. of orange juice.

Write the ratio of pineapple juice to orange juice in simplest form.

She decides to make a batch with the same ratio. If she uses 21 fl. oz. of orange juice, how much pineapple juice should she use?



_____ baked a total of _____
BOY'S NAME
 _____ cookies. The ratio of _____
MULTIPLE OF 4
 _____ cookies to _____
COOKIE TYPE
 _____ cookies was 1:3
COOKIE TYPE

How many of each type of cookie did he bake?



_____ rode her _____ at
GIRL'S NAME SOMETHING YOU RIDE
 a speed of _____ kilometers per hour
MULTIPLE OF 6
 for 2 hours. Then, she traveled the same distance home. It took her 4 hours to travel home.

How far did she travel in all?

What was her speed for the return trip?

What was her average speed for the whole trip?

Review 

Evaluate.

$1^2 =$ _____

$6^2 =$ _____

$1^3 =$ _____

$2^2 =$ _____

$7^2 =$ _____

$2^3 =$ _____

$3^2 =$ _____

$8^2 =$ _____

$3^3 =$ _____

$4^2 =$ _____

$9^2 =$ _____

$4^3 =$ _____


$5^2 =$ _____

$10^2 =$ _____


$5^3 =$ _____

Use mental math or fraction multiplication to find the percentage.

80% of 35



30% of 140



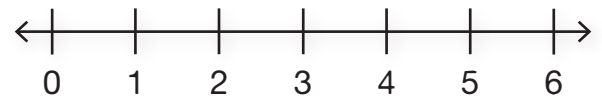
75% of 120



Omari kept track of how many eggs his family's chickens laid each day. Create a dot plot for his data. Then, use a calculator to complete the blanks and answer the questions.

Number of Eggs

2, 3, 3, 3, 4, 4, 4, 4, 5, 6, 6



Number of Eggs	2	3	3	3	4	4	4	4	5	6	6
Distance from the Mean											

Minimum: _____ Mean: _____

Maximum: _____ Median: _____

Range: _____ Mode: _____

What is the mean absolute deviation for the data? Write your answer with 2 decimal digits.

--	--	--	--	--	--	--	--	--	--	--	--

Lesson Activities 

A

$n + 4$	$3n$	$2n + 5$	$n^2 - 1$	$4(n + 1)$	$\frac{3n}{2}$
n		n		n	
1	7	1	1.5	1	3
2	9	2	3	2	6
3	11	3	4.5	3	9
4	13	4	6	4	12
5	15	5	7.5	5	15
n		n		n	
1	8	1	0	1	5
2	12	2	3	2	6
3	16	3	8	3	7
4	20	4	15	4	8
5	24	5	24	5	9

B

What was your favorite math activity this year?

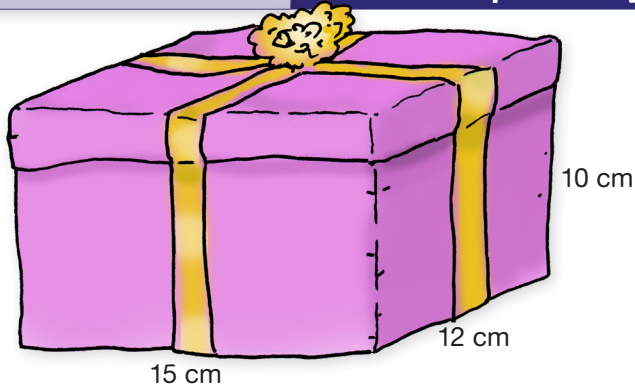
What math topic was most interesting to you this year?

What math skill did you work hardest to learn this year?

What do you hope to learn in math next year?

Practice 

Find the volume and surface area of the box.
Write the equations you use in the work space.



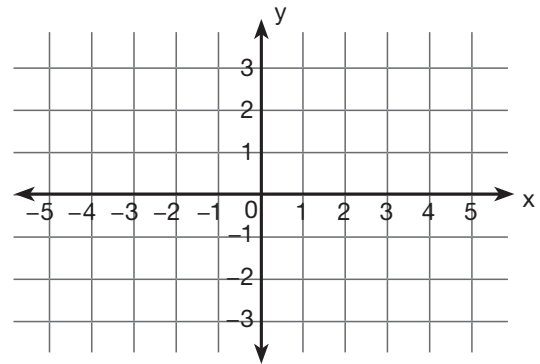
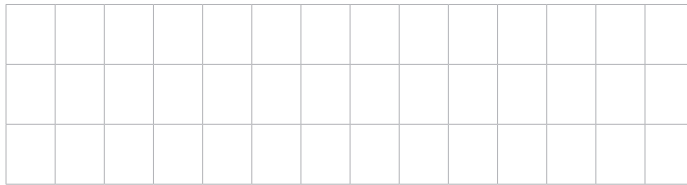
Volume: _____

Area: _____


Graph the points and connect the points to create a triangle.
Then, find the area of the triangle.

- (-5,-2)
- (-1,-2)
- (2,3)

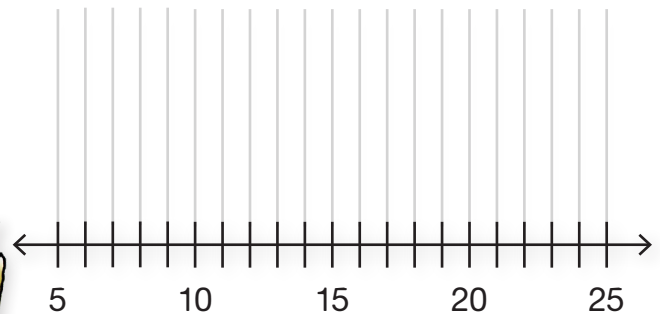
What is the area of the triangle?



Kiara and Jack had a lemonade stand. They kept track of how much they earned each day. Use their data to complete the five-number summary.
Then, create a box plot to match.



Lemonade Stand Earnings (\$)



Minimum: _____ Maximum: _____ Q1: _____ Q2: _____ Q3: _____



CONGRATULATIONS!

Presented to

for successfully completing
**Sixth Grade Math
with Confidence**

Date

Signature